

Planning Round 2016/17

V1.0



- **Quality Premium**

Please select your CCG:

Select CCG:

CCG Details:

CCG Name: NHS EAST LEICESTERSHIRE AND RUTLAND CCG
CCG Code: 03W

Quality Premium Notes

The local element of the 16/17 Quality Premium (QP) focuses on the RightCare programme, with packs, each worth 10% of the QP. In selecting the local indicators CCGs and Regional Teams (local CCGs will need to work with their NHS England Regional Team (local office) to agree the local indi

CCGs and Regional Teams (local offices) will be required to submit an assessment of performance indicators where data will be available that will allow them to make a robust assessment of performance timeliness and suitability to inform indicator selection.

CCGs should select from the dropdown list of 80 indicators contained in Appendix 3. Where the CCG brings greater benefit, then this could be used instead, subject to robust and timely data being identified.

To complete this return CCGs should:

- 1) Select from the drop down list the relevant metrics for local measures 1, 2 and 3. Each metric for which a value is entered. Where "81-other-other" is selected a text box will appear that should be completed with the indicator name.
- 2) The CCG should provide detail of the level of improvement agreed with the Regional Team for each metric.

This information will be stored in Unify, and used to populate a template that will be issued to CCGs for their assessment of performance to be submitted to the National Team.

How to upload this template:

Once you have completed the workbook and saved it onto your hard drive, please upload your data to Unify. To do this, login to Unify2 <http://nww.unify2.dh.nhs.uk/unify/interface/homepage.aspx>

[If you are a CSU acting on behalf of a CCG and have logged in using a CSU account, at this point you should follow the steps below]

Once logged in click on 'Data collection & management'
then 'NON DCT Home Page'
 ...and select the Upload option for the return '**PlanQPC**'

Then click 'Browse' and select (or drill down to) the location of the completed workbook on your computer.

CSU Guidance:

If you are a CSU acting on behalf of a CCG and have logged in using a CSU account you will first need to

- In the top right corner of the screen, click where it reads 'You are signed in as xxx as XXX COMI
- Select the correct CCG from the organisation dropdown list
- Click 'Impersonate'
- Follow the remaining steps above, from 'Once logged in click on Data collection and managem

Further Information:

For queries related to this template and its submission to Unify2 please email PAT@dh.



CCGs expected to identify three measures from their Commissioning for Value (CfV) (local offices) should refer to the 16/17 QP guidance on the [QP website](#). Indicators for the QP scheme, and the levels of improvement needed to trigger the award.

Based on the local measure in **September 2017**, therefore CCGs and Regional Teams (local offices) should select performance. Appendix 3 "Identification of RightCare metrics" of the QP guidance contains an assessment of

CCG and Regional team (local office) feel there is an alternative indicator from the wider RightCare set that has been identified.

From Appendix 3 of the guidance is listed, numbered 1-80, and number 81 is "other". This list includes indicator design and source of data for assessment. This list includes each measure.

CCGs and Regional Teams (local offices) in September 2017, so that CCGs and Regional teams can carry out



upload data into Unify 2.

You will need to follow an extra step before continuing - see CSU Guidance. If logged in as a CCG, continue

to local hard drive (the file path will be displayed below)



Click on 'impersonate' the CCG for whom you are uploading the template

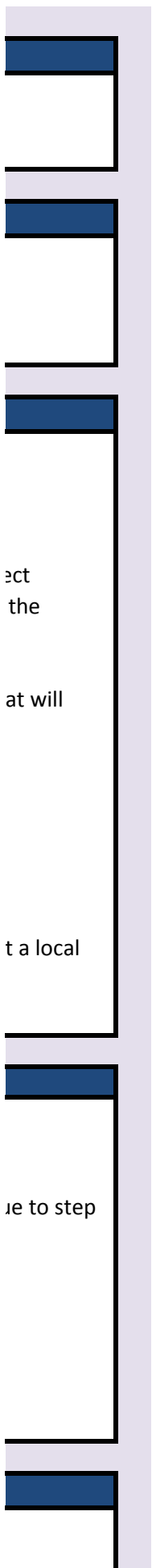
MISSIONING SUPPORT UNIT'


ent'



gsi.gov.uk







CCG Code:	CCG Name:
03W	NHS EAST LEICESTERSHIRE AND RUTLAND CCG



Quality Premium Local Measure 1

Please select a measure from the drop down below

7 - Cancer - % of lung cancers detected at an early stage (1 or 2)

QP Local Measure 1 - Locally agreed target

Please provide the agreed level of improvement - 704 characters re

Currently 21% of all identified lung cancer cases are detected at Stage 1 or

This data will be available annually from the Cancer Commissioning Toolkit

Quality Premium Local Measure 2

Please select a measure from the drop down below

37 - Mental Health - Access to IAPT services: People entering IAPT s

QP Local Measure 2 - Locally agreed target

Please provide the agreed level of improvement - 567 characters re

Stretch target to achieve 15.5% of the total number of people who have de
which represents an increase of 511 from levels in Jan 16. It represents an i

This is reported monthly from ArdenGEM BI team, using national data syste

Quality Premium Local Measure 3


Please select a measure from the drop down below

36 - Mental Health - Mental Health - Reported numbers of dementi

QP Local Measure 3 - Locally agreed target

Please provide the agreed level of improvement - 745 characters re

Target to achieve 67% of estimated dementia prevalence (65+ Only). The n
monthly using data from HSCIC.



Validations

All Questions Completed
Character Limits Passed

TEMPLATE

remaining.

2. In 2012 this level was 24%. Therefore suggested target is to stretch to 25%. This equates to an extra 8 patients (4

services as a % of those estimated to have anxiety/depression

remaining.


depression and/or anxiety disorders by the end of March 2017. The number of people accessing the service should be an increase of 137 patients from the national target of 15%.

ems.

on GP registers as a % of estimated prevalence

remaining.

number of people diagnosed (65+) should be 3081 by the end of March 17, this is an overall increase of 337 patients



READY FOR UPLOAD

14 Stage 1 & 2 in total)

4277 to achieve this during 16/17

from Feb 16 levels. This is reported

