



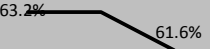



## Appendix A

Better Care Fund					
BCF Metrics					
Metric	Target	Current data	Trend	Data RAG	Commentary
<b>METRIC 1: Permanent admissions of older people (aged 65 and over) to residential and nursing care homes, per 100,000 population, per year</b>	670.39	630.8		G	The current data shows an estimate of the full year figure for 2015/16. At 630.8 admissions per 100,000, this is forecast to meet the target.
<b>METRIC 2: Proportion of older people (65 and over) who were still at home 91 days after discharge from hospital into reablement / rehabilitation services</b>	82.0%	82.3%		G	The target relates to hospital discharges between October and December 2015 followed by accommodation location between January and March 2016. The measure is monitored on a rolling period with the current performance relating to hospital discharges between April and June 2015 and accommodation location between July and September 2015.
<b>METRIC 3: Delayed transfers of care from hospital per 100,000 population (average per month)</b>	256.00	264.60		A	BCF DToCs targets are quarterly and 256.0 covers the 15-16 Q2 period Jul-Sep '15. The target shown is for March 2016. Performance in August is above the target. The full Q2 performance will be the average of July-September
<b>METRIC 4: Total non-elective admissions into hospital (general and acute), per 100,000 population, per month</b>	717.44	729.99		A	Target shown is pay for performance target of 717.44 for December 2015. March 2016 target is 656.16. Current data shows the August 2015 rate. This is provisional data and subject to change when the Better Care Support Team publish revised guidance and the submission template. (Q2 15/16 target 707.48)
<b>METRIC 5: Patient / service user experience. Patients satisfied with support to manage long term health conditions</b>	66.8%	61.6%		A	Current data contains aggregated data collected from Jul-Sept 2014 and Jan-Mar 2015, results published in July 15. Target is for March 2016.
<b>METRIC 6: Emergency admissions for injuries due to falls in people aged 65 and over per 100,000 population, per month</b>	140.47	151.42		NA	Target is for March 2016. Work is still underway to identify this data at County HWBB level.